



TRANS AFRICAINE CLASSIC


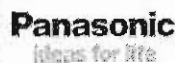
DE PARIS VERS DAKAR
BY PATRICK ZANIROLI
RALLYE RAID DE REGULARITE

3^e EDITION

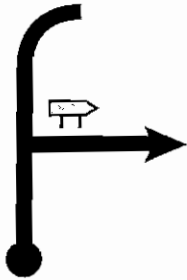

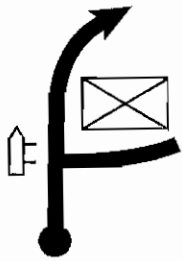
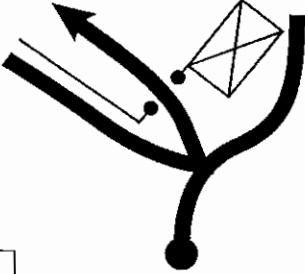
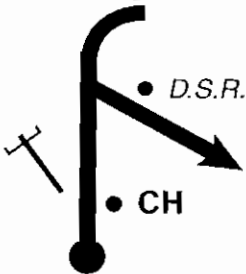


ROAD-BOOK

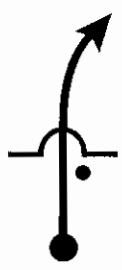

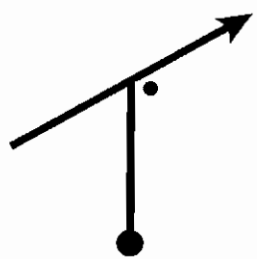



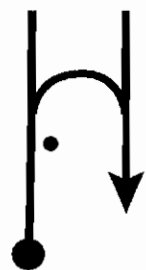
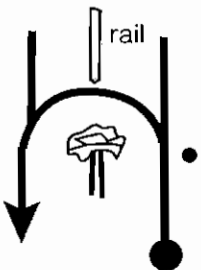
ALES - SETE

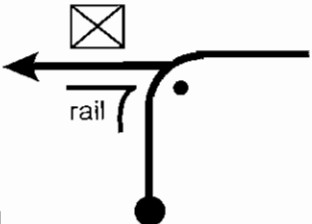
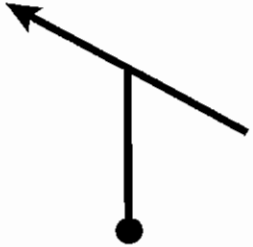
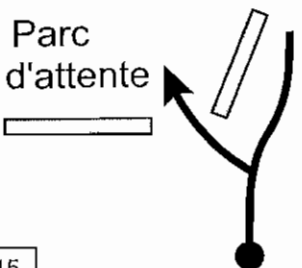


KM	ILLUSTRATION	INFORMATION	Ideal Time		
			A	B	C
0,00	<p>1</p>	<p>C.H. Départ Liaison Et Route principale And Main road</p>	0:00:00	0:00:00	0:00:00
+ 0,75	<p>2</p>	<p>Céder le passage Give way</p> <p>NIMES</p>	20 km/h	20 km/h	20 km/h
0,75			0:02:15	0:02:15	0:02:15
+ 0,82	<p>3</p>	<p>AVIGNON UZES</p>	30 km/h	30 km/h	30 km/h
1,57			0:03:53	0:03:53	0:03:53
+ 0,42	<p>4</p>	<p>AVIGNON UZES</p>	30 km/h	30 km/h	30 km/h
1,99			0:04:43	0:04:43	0:04:43
+ 0,28	<p>5</p>	<p>AVIGNON UZES</p> <p>Et Route principale And Main road / 6 Km.</p>	30 km/h	30 km/h	30 km/h
2,27			0:05:17	0:05:17	0:05:17
+ 6,49	<p>6</p>	<p>TD</p>	50 km/h	50 km/h	50 km/h
8,76			0:13:04	0:13:04	0:13:04

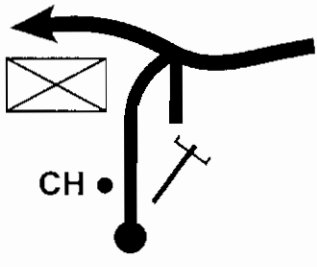
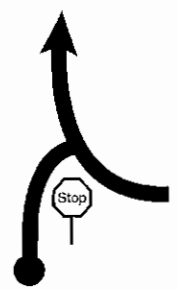



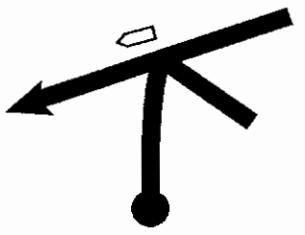




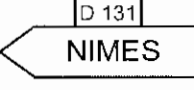

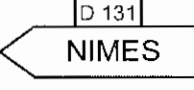
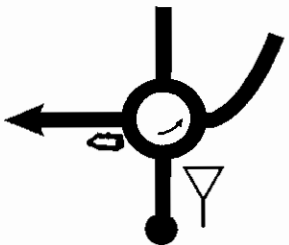
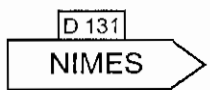
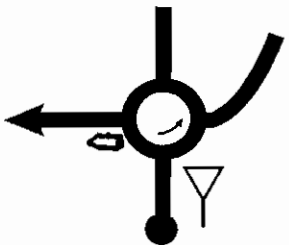
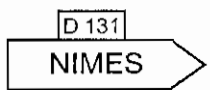
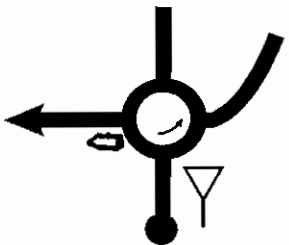
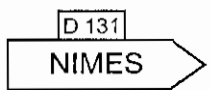
KM	ILLUSTRATION	INFORMATION	Ideal Time		
			A	B	C
+ 1,21		Circuit	50 km/h	50 km/h	50 km/h
9,97			0:14:31	0:14:31	0:14:31
+ 0,18		! S E 3	50 km/h	50 km/h	50 km/h
10,15			0:14:44	0:14:44	0:14:44
+ 0,72		Circuit	50 km/h	50 km/h	50 km/h
10,87			0:15:36	0:15:36	0:15:36
+ 0,20		Entrée circuit	40 km/h	40 km/h	40 km/h
11,07			0:15:54	0:15:54	0:15:54
+ 0,31		C.H. FIN LIAISON	30 km/h	30 km/h	30 km/h
11,38			0:16:31	0:16:31	0:16:31


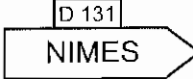

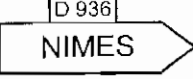
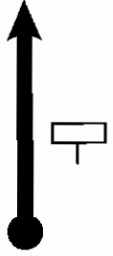
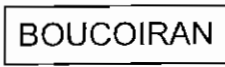
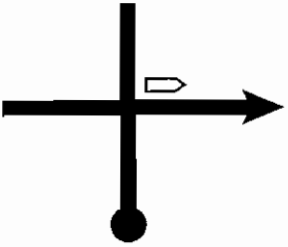
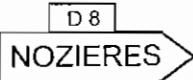
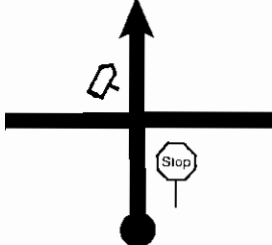
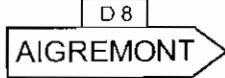

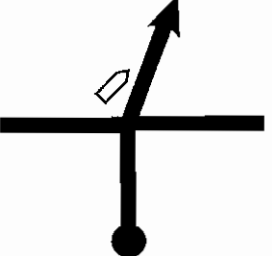
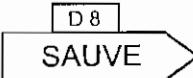
KM	ILLUSTRATION	INFORMATION	Ideal Time		
			A	B	C
0,00	<p>1</p>	Départ secteur de régularité Arrivées entre 2km et 5 km Circuit à faire 2 fois GPS:N.44°04'917 W.004°10'875	0:00:00	0:00:00	0:00:00
+ 0,40	<p>2</p>		40 km/h	45 km/h	50 km/h
0,40			0:00:36	0:00:32	0:00:28
+ 0,19	<p>3</p>		32 km/h	36 km/h	40 km/h
0,59			0:00:57	0:00:51	0:00:45
+ 0,46	<p>4</p>	! E 3 S / 0,9 km	32 km/h	36 km/h	40 km/h
1,05			0:01:49	0:01:37	0:01:27
+ 0,85	<p>5</p>		32 km/h	36 km/h	40 km/h
1,90			0:03:24	0:03:02	0:02:43
+ 0,43	<p>6</p>	! S ↗ et ! NBX JUMP	40 km/h	45 km/h	50 km/h
2,33			0:04:03	0:03:36	0:03:14




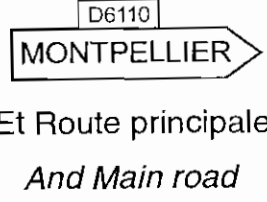


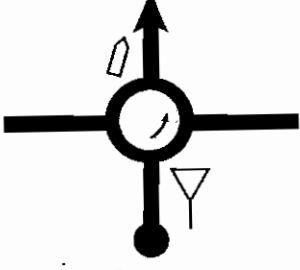
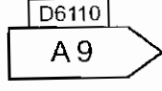

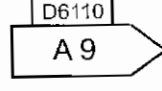

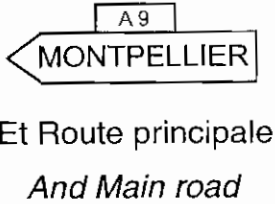
KM	ILLUSTRATION	INFORMATION	Ideal Time		
			A	B	C
+ 0,40		!! 	32 km/h	36 km/h	40 km/h
2,73			0:04:48	0:04:16	0:03:50
+ 0,19			32 km/h	36 km/h	40 km/h
2,92			0:05:09	0:04:35	0:04:07
+ 0,66		!G. et ! 	40 km/h	45 km/h	50 km/h
3,58			0:06:09	0:05:28	0:04:55
+ 0,25			32 km/h	36 km/h	40 km/h
3,83			0:06:37	0:05:53	0:05:17
+ 0,17		! épingle D	32 km/h	36 km/h	40 km/h
4,00			0:06:56	0:06:10	0:05:33
+ 0,24		G.serré et circuit de rallye cross	40 km/h	45 km/h	50 km/h
4,24			0:07:18	0:06:29	0:05:50

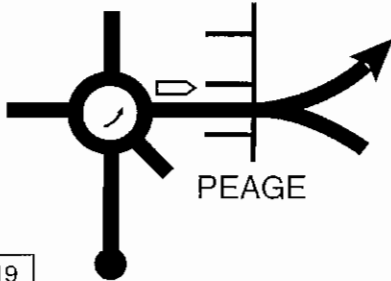
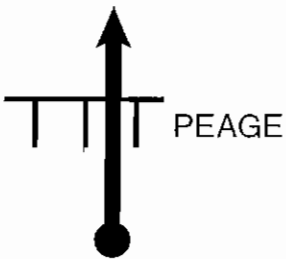
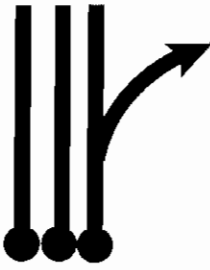
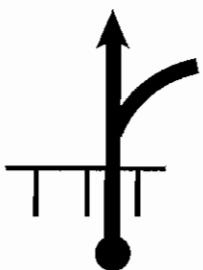


KM	ILLUSTRATION	INFORMATION	Ideal Time		
			A	B	C
+ 0,70		<p>G. et fin zone S.R. !! Slow</p>	40 km/h	45 km/h	50 km/h
4,94			0:08:21	0:07:25	0:06:40
	13				
+ 0,10			20 km/h	20 km/h	20 km/h
5,04			0:08:39	0:07:43	0:06:58
	14				
+ 0,07	<p>Parc d'attente</p> 	<p>Mise en parc d'attente avant 2è tour</p>	20 km/h	20 km/h	20 km/h
5,11			0:08:51	0:07:56	0:07:11
	15				


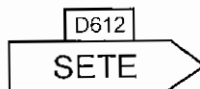
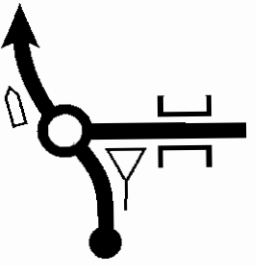
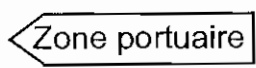
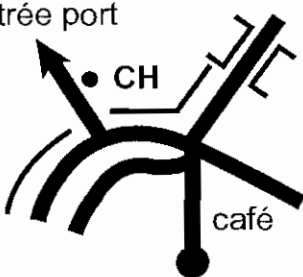
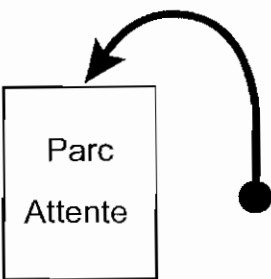
Rester à la disposition des commissaires.

KM	ILLUSTRATION	INFORMATION	Ideal Time		
			A	B	C
0,00	 <p>CH •</p>	<p>C.H.</p> <p>Départ Liaison</p> <p>GPS:N.44°04'953 W.004°10'865</p>	0:00:00	0:00:00	0:00:00
+ 0,51		<p>!</p> 	20 km/h	20 km/h	20 km/h
0,51			0:01:31	0:01:31	0:01:31
+ 1,53			50 km/h	50 km/h	50 km/h
2,04			0:03:21	0:03:21	0:03:21
+ 1,19			50 km/h	50 km/h	50 km/h
3,23			0:04:47	0:04:47	0:04:47
+ 0,75			50 km/h	50 km/h	50 km/h
3,98			0:05:41	0:05:41	0:05:41
+ 1,07			50 km/h	50 km/h	50 km/h
5,05			0:06:58	0:06:58	0:06:58

KM	ILLUSTRATION	INFORMATION	Ideal Time		
			A	B	C
+ 0,56			50 km/h	50 km/h	50 km/h
5,61			0:07:39	0:07:39	0:07:39
+ 0,64		 Et Route principale And Main road /7km	50 km/h	50 km/h	50 km/h
6,25			0:08:25	0:08:25	0:08:25
+ 6,75		 ! SLOW E 3	50 km/h	50 km/h	50 km/h
13,00			0:16:31	0:16:31	0:16:31
+ 3,09		 Et Route principale And Main road	50 km/h	50 km/h	50 km/h
16,09			0:20:13	0:20:13	0:20:13
+ 6,90		 	50 km/h	50 km/h	50 km/h
22,99			0:28:30	0:28:30	0:28:30
+ 0,80			50 km/h	50 km/h	50 km/h
23,79			0:29:27	0:29:27	0:29:27

KM	ILLUSTRATION	INFORMATION	Ideal Time		
			A	B	C
+ 1,99			50 km/h	50 km/h	50 km/h
25,78			0:31:51	0:31:51	0:31:51
13					
+ 10,22			50 km/h	50 km/h	50 km/h
36,00			0:44:07	0:44:07	0:44:07
14					
+ 7,38			50 km/h	50 km/h	50 km/h
43,38			0:52:58	0:52:58	0:52:58
15					
+ 1,79			50 km/h	50 km/h	50 km/h
45,17			0:55:07	0:55:07	0:55:07
16					
+ 0,57			50 km/h	50 km/h	50 km/h
45,74			0:55:48	0:55:48	0:55:48
17					
+ 2,84			50 km/h	50 km/h	50 km/h
48,58			0:59:12	0:59:12	0:59:12
18					

KM	ILLUSTRATION	INFORMATION	Ideal Time		
			A	B	C
+ 7,86		<p>A9 MONTPELLIER</p> <p>serrez à G</p>	50 km/h	50 km/h	50 km/h
56,44			1:08:38	1:08:38	1:08:38
+ 29,56		Prendre un ticket	35 km/h	35 km/h	35 km/h
86,00			1:59:19	1:59:19	1:59:19
+ 14,70		<p>IMP Sortie 33</p> <p>SETE</p>	20 km/h	20 km/h	20 km/h
100,70			2:43:25	2:43:25	2:43:25
+ 1,10		<p>PEAGE</p> <p>D600 SETE</p>	20 km/h	20 km/h	20 km/h
101,80			2:46:43	2:46:43	2:46:43
+ 0,51		<p>D600 SETE</p> <p>Et Route principale And Main road</p>	20 km/h	20 km/h	20 km/h
102,31			2:48:15	2:48:15	2:48:15
+ 6,39		<p>SETE</p>	20 km/h	20 km/h	20 km/h
108,70			3:07:25	3:07:25	3:07:25

KM	ILLUSTRATION	INFORMATION	Ideal Time		
			A	B	C
+ 0,80			20 km/h	20 km/h	20 km/h
109,50			3:09:49	3:09:49	3:09:49
+ 1,90			20 km/h	20 km/h	20 km/h
111,40			3:15:31	3:15:31	3:15:31
+ 0,48		<p>FIN LIAISON CH</p> <p>Pointage en avance autorisé</p> <p>GPS:N.43°24'288 W.003°42'153</p>	20 km/h	20 km/h	20 km/h
111,88			3:16:57	3:16:57	3:16:57
+ 0,12		<p>IMP</p> <p>Suivre instructions des commissaires pour formalités embarquement</p>	20 km/h	20 km/h	20 km/h
112,00			3:17:19	3:17:19	3:17:19